



www.netdevgroup.com

NDG Linux Courses – Cisco NetAcad™ Assessment Activation Tool

Instructors and Administrators

Last updated May 22, 2017

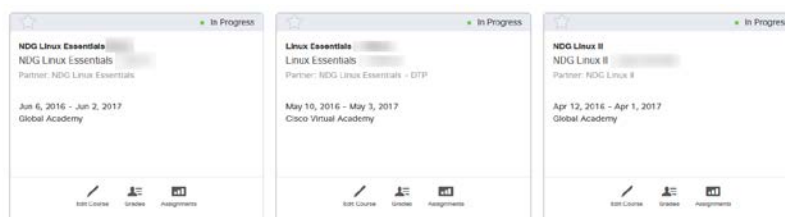
Network Development Group is offering hosted Linux courses for institutions participating in the Cisco Networking Academy® program. In order for learners to take exams inside the course, the instructor will first need to activate the exams using the provided tool.

Creating Exam Activations

1. Instructor will see the course.

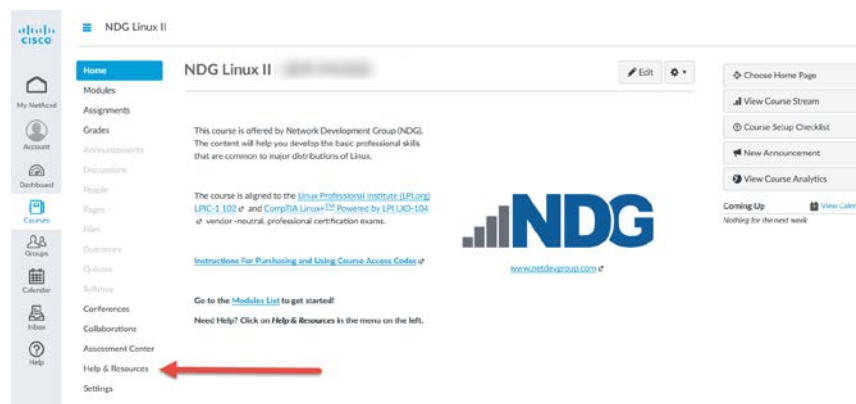
After logging into the Cisco Networking Academy, instructors will be presented with a list of their courses.

- a. From the My NetAcad page, select the **I'm Teaching** tab.
- b. Click the course that you wish to access.

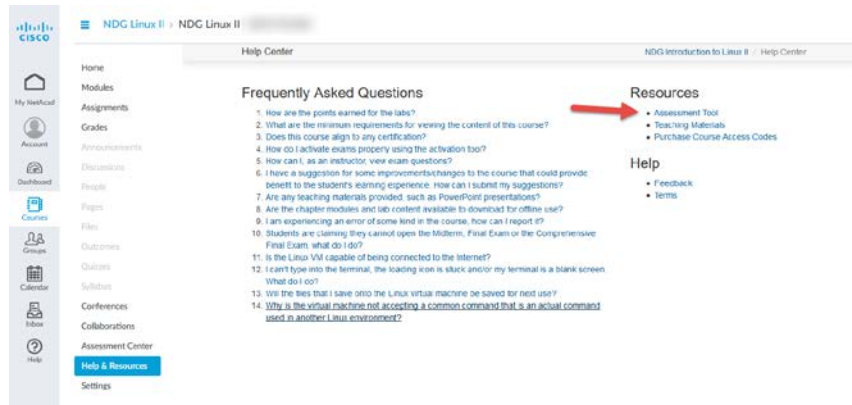


2. Instructor accesses the tool under the Help & Resources tab.

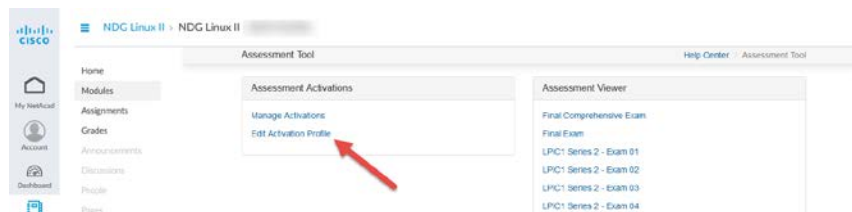
- a. Click **Help & Resources** on the left side of the screen.



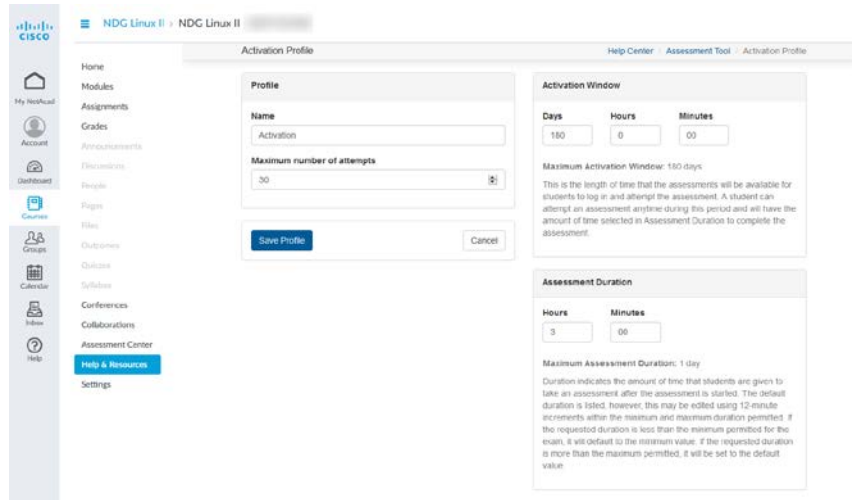
b. Click on **Assessment Tool** under the **Resources** column.



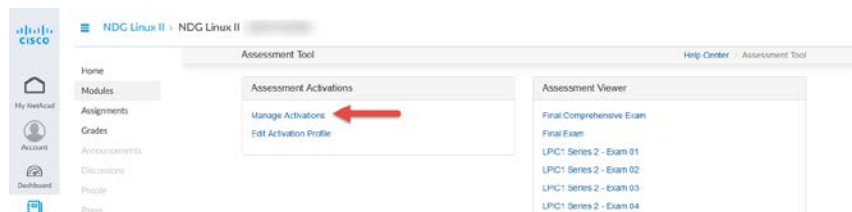
c. Click on **Edit Activation Profile**.



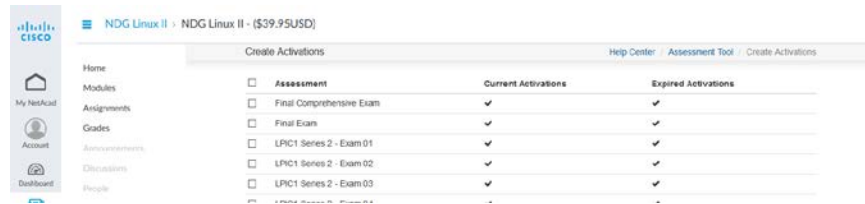
d. Set Activation Profile as desired and click **Save Profile**.



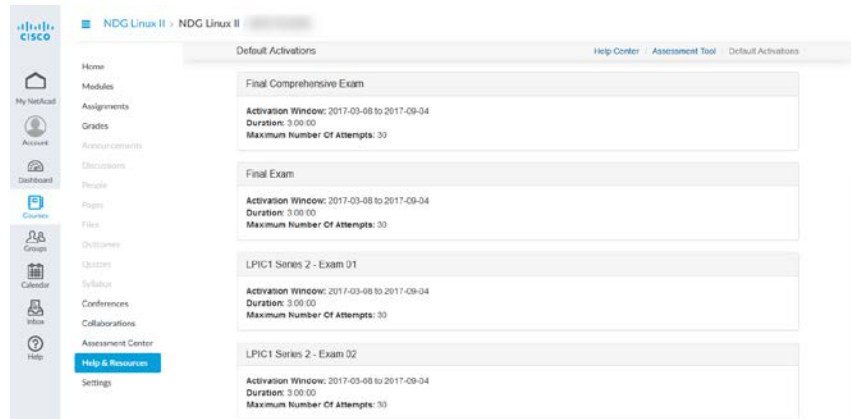
e. Click **Manage Activations**.



- f. Select the exams you would like to activate with the profile and click **Create Default Activations**.



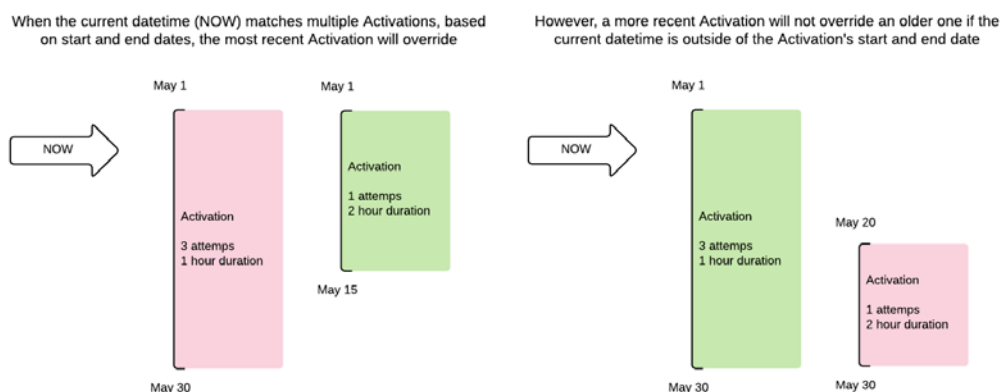
- g. Review your selections and click **Create Default Activations**.



Exam Activation FAQ

1. Can I change exam activations after they are entered?

Once an activation is applied to an assessment, it cannot be modified or deleted. If you wish to modify the activation, it is then recommended to create a new activation with a start date starting on the same date or on a later date (within the time period of the last activation) as the previous activation. This will enable the new activation to overwrite the previous one. If this modification will not work in your situation and you wish to enable the activation at a much later date that does not fit within the previous activation's time block, then contact NDG Support Staff to remove the desired activations. See example below.



2. How is this different from exam activations used in other Networking Academy courses?

All NDG Linux courses use exams externally hosted by NDG and do not utilize the same tools as other Networking Academy courses. **Activation profiles must be set up using the above procedures and are not controlled by the Assessment Center.**

3. What are the limitations of the activation profiles?

Profiles are set for the entire class and cannot be specified on a per student basis. Activation windows must be between 1 and 180 days, with duration of no less than 1 hour. More refined control of the exams is possible by editing the assignment directly.

4. Who should I contact if I have questions about this course that are not explained in this document?

All NDG Linux course questions should be directed to Network Development Group at hostedsupport@netdevgroup.com. Please take a few minutes to review the NDG Online Courses support page <https://netdevgroup.com/online/support/courses/>, the course materials and this FAQ document before emailing the NDG staff.



This and other NDG documentation are routinely updated as changes to the course materials and processes are made. For the current version of this document, please visit our support page at <https://ndg.tech/gBDW0m>.